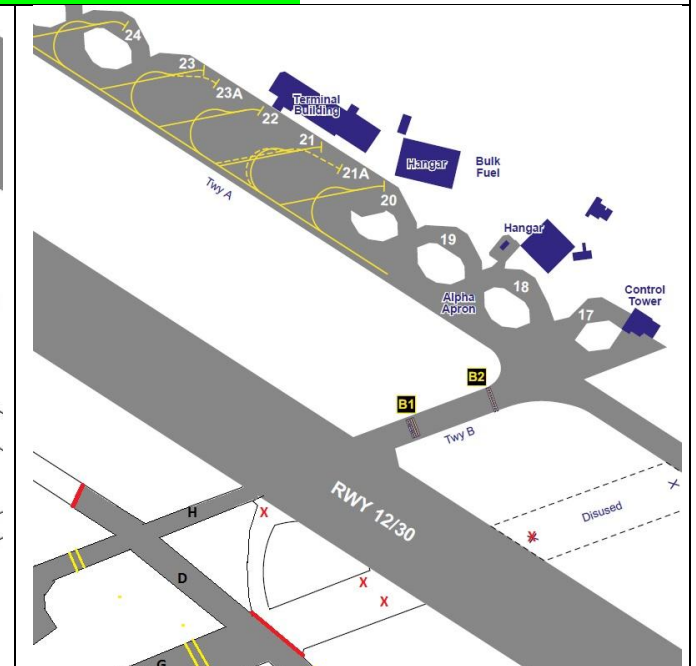
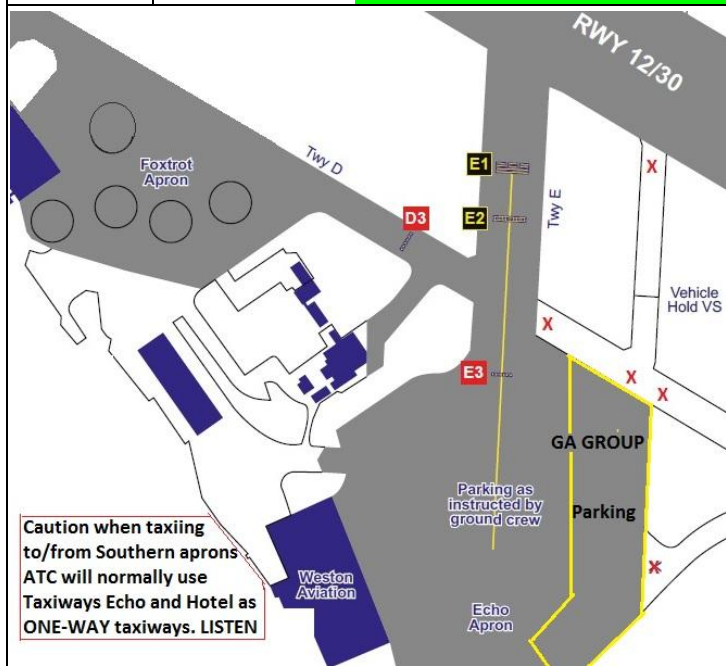


AIRFIELD NAME AND ICAO	July 20	NEWQUAY		EGHQ	W
CALLSIGN (A/C RADIO)	Newquay Tower			134.380	
CALLSIGN (ES/VATSIM)	EGHQ_TWR			Ground. 121.950	
LOCATION	Lat N050.26.27.000	Long W004.59.43.000		Elev. 390ft	
LOCATION GEOGRAPHIC	3.5nm NE Newquay			VFR Conspicuity ---	
CHART SOURCE	NATS	Was EGDG RAF St Mawgan (FSX)		App. 133.400App.	
METAR AIRPORT	EGHQ 127.405	RADAR EGHQ_RDR 127.93		QFE= QNH-13 HPscIs	
NAV AIDS	NDBs. NQY 347 RW Between 12/30 and Alpha; SM 356.5 FSX		ILS: 110.50 Requires ATC Clearance		
RUNWAY	Headings	Dimension	Surface & notes accessible		
	12 / 30	2744m x 45m	Concrete with Asphalt central strip. RW Runway and A. undulate		
AIRSPACE	CLASS G	Transition level 3000ft	Airspace above is Class C FL195 Lon. FIR		
CIRCUITS	1000ft QFE	VARIABLE circuits, no OHJs, no Crosswind joins.GA live side joins likely.			
NO FLY	The Town of Newquay, SW OF A/F boundary				
LOCAL HAZARDS	SEABIRDS are a constant hazard. There are numerous hazards, lit and unlit, on the approach to runway 30, up to 1200ft at 5nm on the C/L. There is a windfarm, 2.5nm NE750ft AGL, (A/C joining for Downwind, be aware). - See area chart. CAUTION. Runway EDGE_LIGHTS and PAPI lights are elevated, and will cause A/C damage.				
HELICOPTER OPERATIONS	LIGHT Helios may operate direct to/from indicated landing position- DO NOT overfly Terminal, Car Parks or other buildings. app/circuit Hgt. 800ft QFE, or as advised. Wheeled and heavy Helios will operate as fixed wing A/C-Hover-taxi with ATC approval ONLY. ALL Helios. On Approach/departure, avoid ALL built up areas if BELOW 800'AGL.				
SPECIAL RULES	NON-Schedule departures MUST NOT move without authority. GA A/C parking is SE of the control tower, via GA Taxiway. Groups will park East side of Apron Echo. CHOCKS REQUIRED. Due to 24/7 SAR operations. DO NOT USE ILS UNLESS CLEARED BY ATC				
REMARKS	Call inbound minimum 10 minutes away. GA A/C will normally join from their LIVE SIDE. IF REQUIRED TO LAND LONG, TOUCHDOWN NOT LESS THAN HALF WAY DOWN THE RUNWAY, TO VACATE ONTO Alpha. ALWAYS CALL to cross main runway. ALL DEPARTURES. Climb STRAIGHT AHEAD. Turn on course NOT BELOW 1000ft QNH. ALL ARIVALS. AVOID ALL BUILT-UP AREAS. DO NOT Descend BELOW Glide PAPI LIGHTS. DO NOT CROSS CENTRE LINE UNLESS INSTRUCTED				



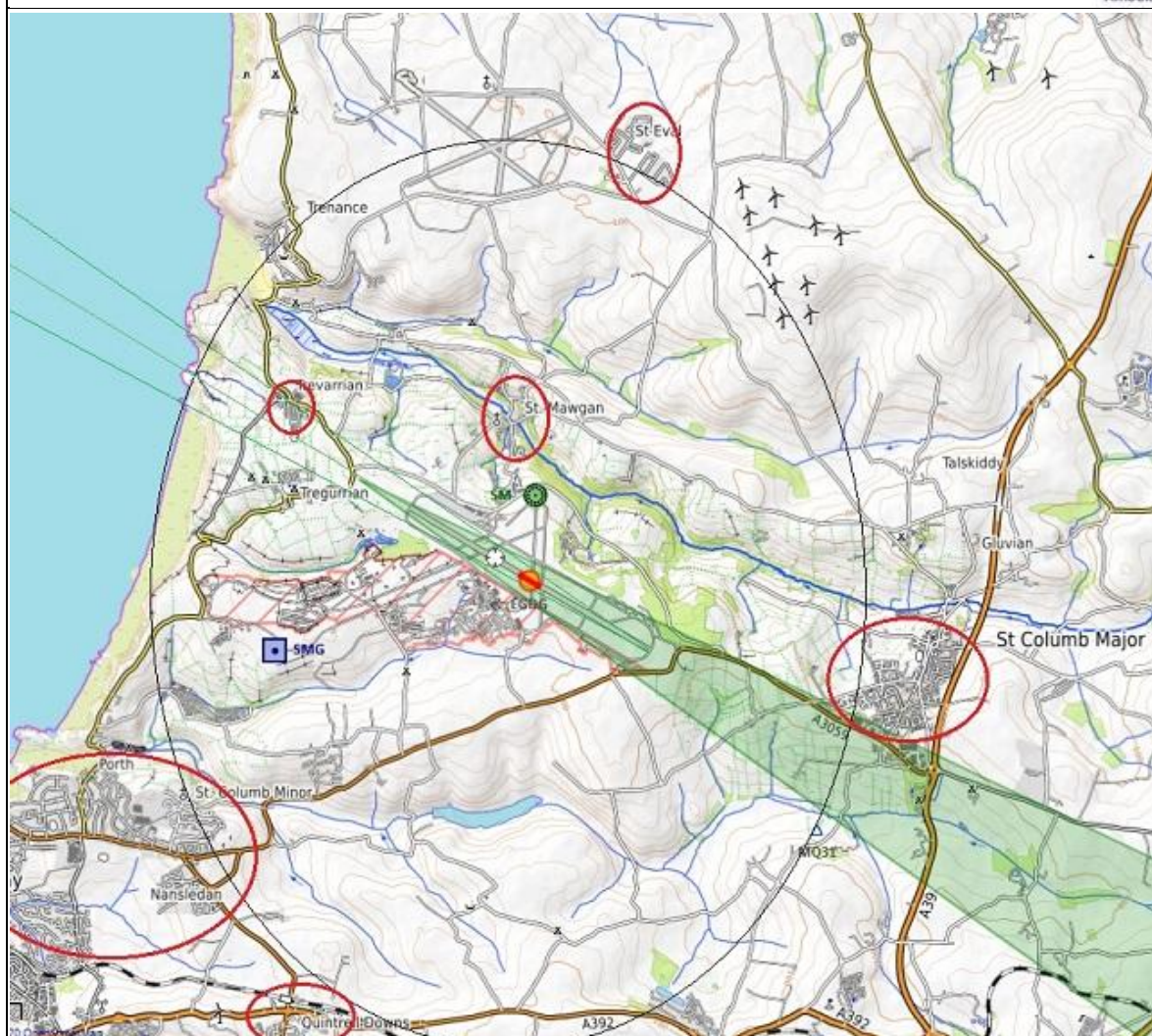
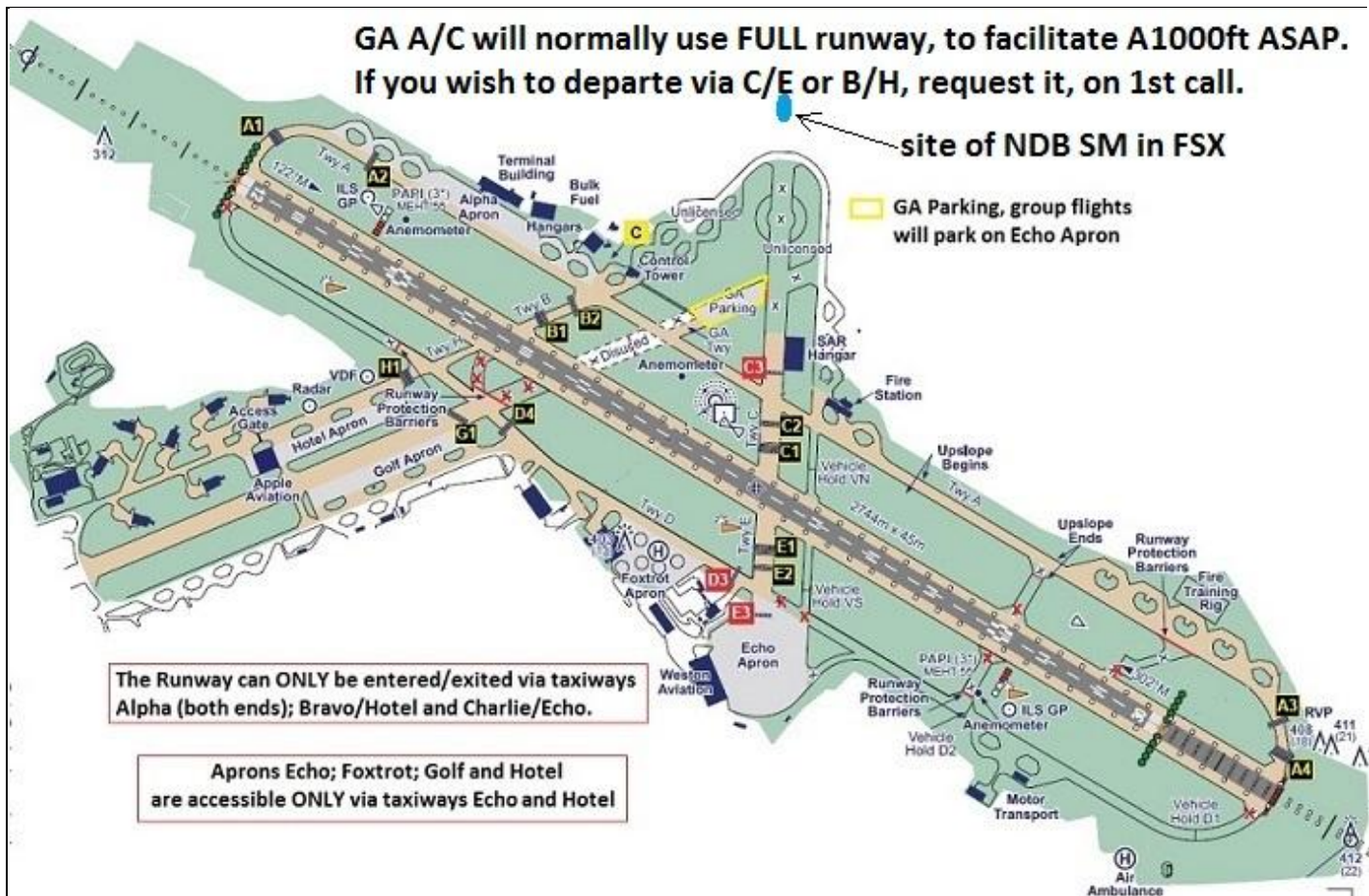
**GA A/C will normally use FULL runway, to facilitate A1000ft ASAP.
If you wish to depart via C/E or B/H, request it, on 1st call.**

site of NDB SM in FSX

GA Parking, group flights
will park on Echo Apron

The Runway can ONLY be entered/exited via taxiways
Alpha (both ends); Bravo/Hotel and Charlie/Echo.

Aprons Echo; Foxtrot; Golf and Hotel
are accessible ONLY via taxiways Echo and Hotel



PILOTS:
PLEASE PUT
YOUR A/C
CALLSIGN
AFTER YOUR
NAME.

**NOT TO BE
USED FOR REAL
WORLD
OPERATIONS**